

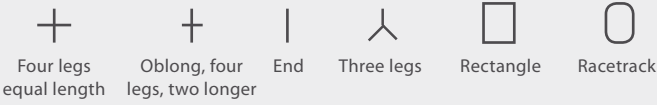
Shelby Williams®

TABLES | BASES | TOPS



table bases

BASE CONFIGURATIONS



If no symbols are indicated, all base sizes are the same shape (square or round).

recycled cast iron bases

Our bases are made from 99% post consumer waste, mostly from recycled automotive engine parts. They are 100% recyclable.

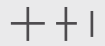
SPECIFY THE RIGHT HEIGHT



7700



400



Did You Know?
Over the last 40 years, Shelby Williams recycled more than 150,000 tons of car parts—that's equal to 100,000 Automobiles.




B90



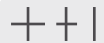
Conveniently located top knob adjusts the height of the glide



69A5



B12





B80



B81

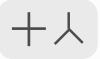
Shown in Bar Height



B62



B78



B28

Footring available on Bar Height



B85

Footring available on Bar Height


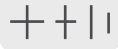


table bases

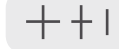
— recycled cast iron bases




B56



B10



Footring available



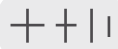
B21

Footring available

— welded steel bases



B57



B53

Top It Off

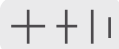
Fully welded steel bases are appropriate for heavy weight tops, including Granite, Quartz and Solid Surface.



J11



B55



featured table tops

- We are able to manufacture any size or shape table .
- Edges shown below represent our most popular styles. Additional styles available at shelbywilliams.com
- Custom tables and logo applications available.

Did You Know?
Radius corners, available on most edges, improve seating access



Distressed Wood Plank with Custom Finish



Custom Wood Edge Table



16760 (Ash) 17760 (Maple)
Distressed Wood Plank, 1.25"



16365 (Ash) 17365 (Maple)
Solid Butcher Block, 1.5"



16762 (Ash) 17762 (Maple)
Distressed Wood Plank, 1.25"



16765 (Ash) 17765 (Maple)
Distressed Wood Plank, 1.25"



16360 (Ash) 17360 (Maple)
Solid Butcher Block, 1.5"



16362 (Ash) 17362 (Maple)
Solid Butcher Block, 1.5"



WE Wood Band
1.25" x 1.25"



HBWE Wood Band
1.25" x 1.25"



WEBN Wood Band
1.25" x 1.25"



SWE Wood Band
1.25" x .25"



WBEWE Wood
1.25" x 1.25"



WBEWE Wood Band
1.25" x 2"



OGWE Wood Band
1.25" x 1.5"



WED Wood Band
1.75" x 2"



HBND Wood Band
1.75" x 2"



BNPT Wood Band
1.75" x 2"



FWE Wood Band
1.75" x .75"



KNPT Wood Band
1.25"



KPV Plywood with Vinyl
1.5" x 1.25"



KPWE Plywood
1.25"




VWE Wood
1.25" x 1.25"

featured table tops

- We are able to manufacture any size or shape table .
- Edges shown below represent our most popular styles. Additional styles available at shelbywilliams.com
- Custom table options.



40620 KrystalCast® Acrylic, 1.5"



40311 Solid Surface, 1.5"



40511 Granite
1.5"



40522 Granite
1.5"



40322 Solid Surface
1.5"



40333 Solid Surface
1.5"



40711 Quartz
3 cm



40722 Quartz
3 cm



40733 Quartz
3 cm



VFL Vinyl T mold
1.25"



41111 Urethane
1.25" x 1.75"



41333 Urethane
1.25" x 1.75"



41120 Urethane
1.25" x .375"



VBN Vinyl T mold
1.25"



VPT Plastic T mold
1.25"



FE Self Edge 1.25"
1000 Self Edge 1"



AE Aluminum
1.25"



VE Vinyl
1.25"



Why specify Shelby Williams tables?


- ✓ Vast array of bases, tops, edges, columns, and options makes custom specification easy
- ✓ One U.S. production location, for tables, chairs and booths, optimizes finish coordination and minimizes complexity, logistics and installation costs
- ✓ US sourced materials and precision machinery yield the highest standards of quality and sustainability
- ✓ All bases are manufactured from recycled, US sourced, metal parts, NOT 'Made in China'
- ✓ More than sixty years of proven performance




Stools 9660 and table 79ST

finishes and options

WOOD FINISHES




EDGE COLORS




Not all edge colors are available on every edge, visit shelbywilliams.com for details.

TUFCOTE



PLATED FINISHES



*Absolute Black (T-13) and Bright White (T-12) are standard as approved for outdoor use. Additional colors available, special quote. Colors and finishes are printed as accurately as possible. Actual colors may vary. Request samples from Customer Service at finish@mycgroup.com.

POWER UNITS

Additional power options available, visit web site shelbywilliams.com



Miniport



NODE



FOOTRINGS

Footrings provide a comfort option for stand up height tables. Available on select styles.

Helpful Hint

Bases are standard with molded plastic or rubber cushion glides, depending on the style. We also offer optional Super Leveler, spring loaded, self adjusting glides. Bases are drilled and tapped, which is the most durable way to attach a glide.

The following bases, which have either cast iron columns or are welded steel, are appropriate for heavy table tops: B53, B55, B57, B78, B80, B81, J11