

Shelby Williams®

BOOTHS & BANQUETTES





SHELBY WILLIAMS HAS BEEN THE LEADING MANUFACTURER OF BOOTHS FOR OVER 50 YEARS.

35 Standard Designs | Endless Custom Possibilities


- Made in the USA with American made raw materials.
- Precision manufactured using a CNC machine to ensure a perfect fit every time.
- We can do the work for you! Need field dimensions, templating or installation? Let us know during the quoting process.
- Built by American craftsmen who understand the product and have the attention to detail required for custom work.
- Our high quality suspension systems, premium foam and the proper geometry create the comfort you desire.
- Shelby Williams provides peace of mind. With almost 70 years of experience, we understand what is expected from a commercial furniture manufacturer.

Realize Your Vision


Examples of optional back treatments



Deep Bun Tufts




Horizontal Channel Tufts




Plain Roll Border



Deep Diamond Tufts



Deep Vertical Channel Tufts




Pulled Button Tufts

Wipeout channels help keep high volume food areas clean.



Laminate Wipeout Channel



Fabric Wipeout Channel

Today, power is expected and needs to be easily accessible.



GLB65 Power



Minitap Power

Our spill proof outlets allow power to be used in any application.




How Much Space is Needed?

Booths paired with 30" wide tables generally need 76" of space on center.

Wallbenches should have a minimum of 24" personal space per customer.

There should be 10"- 12" of space from the top of the seat to the underside of the table top.





Custom booth with wood trim, 1005 Thermofused 3D Laminate table tops

- Booths can help deal with architectural issues in a space such as columns or curved walls.
- Booths are specified to the inch so you can maximize the available space and add valuable seating.
- Booths create sight line obstruction helping to zone a room for more interesting space.





Custom Banquette



BZ with laminate island,
ends and top cap



FA



SAL

- Quiet, please. The large surface area of fabric wrapped foam adds substantial acoustic benefits reducing reverberation in the space.
- Wallbenches allow you to flex space between small groups and large groups without disrupting the entire space.



Chelsea booth with optional pulled button tufts



Chelsea Booth



Maker Edition (metal leg)



Standard smooth inside back



Shown with optional deep diamond tufts



DN



WB



HV with wood island, ends and top cap



WEL



N612



M584



WH



M592



MN



M582 available in counter and bar heights



N582 available in counter and bar heights



NL615



CBFA04550



M567





View our complete line of dining tables and chairs at ShelbyWilliams.com



9201-2 Tufgrain Barstool



J83 Base with 24090 Top



4124-1 Wood Chair